



















# ENVIRONMENTAL DISCLOSURE LABEL

## NORDIC ENERGY SERVICES, LLC

Electric suppliers and distribution companies are required to provide customers with a disclosure label. The label enables customers to look at the energy sources, air emissions, and information about the supplier's company in order to make a more informed choice of a power supplier.

<b>Generation Price</b> Average price per kWh at different levels of use.*	<b>Average Usage/Month Residential</b>	250 kwh	500 kwh	1,000 kwh	2,000 kwh	<b>Average Usage/Month Commercial</b>	1,000 kwh	10,000 kwh	20,000 kwh	40,000 kwh																												
	National Grid	\$0.1157	\$0.1162	\$0.1008	\$0.1054	National Grid	\$0.1024	\$0.1127	\$0.1094	--																												
	Eversource (NSTAR)	\$0.1115	\$0.1045	\$0.1094	\$0.1027	Eversource (NSTAR)	\$0.1132	\$0.1103	--	--																												
	Fitchburg	--	--	--	--	Fitchburg	--	--	--	--																												
	Eversource (WMECO)	--	--	\$0.1083	\$0.1005	Eversource (WMECO)	--	--	\$0.1021	--																												
<b>Contract</b>	<ul style="list-style-type: none"> <li>• <b>Minimum contract:</b> No contract minimum</li> <li>• <b>Contract Terms:</b> See your contract Terms of Service for information about your rate plan.</li> </ul>																																					
<b>Power Sources</b> Demand for electricity from Nordic Energy in the period 7/1/18 - 6/30/19 was met from the following sources.*	<table border="1" style="width: 100%; border-collapse: collapse; margin-bottom: 10px;"> <thead> <tr> <th style="width: 80%;">Power Sources</th> <th style="width: 20%;">Total</th> </tr> </thead> <tbody> <tr><td>Biomass</td><td style="text-align: center;">2%</td></tr> <tr><td>Coal</td><td style="text-align: center;">2%</td></tr> <tr><td>Diesel</td><td style="text-align: center;">7%</td></tr> <tr><td>Hydroelectric/Hydropower</td><td style="text-align: center;">1%</td></tr> <tr><td>Jet</td><td style="text-align: center;">0%</td></tr> <tr><td>Municipal Solid Waste</td><td style="text-align: center;">1%</td></tr> <tr><td>Natural Gas</td><td style="text-align: center;">32%</td></tr> <tr><td>Nuclear</td><td style="text-align: center;">22%</td></tr> <tr><td>Oil</td><td style="text-align: center;">3%</td></tr> <tr><td>Other Renewable</td><td style="text-align: center;">6%</td></tr> <tr><td>Solar</td><td style="text-align: center;">19%</td></tr> <tr><td>Wind</td><td style="text-align: center;">5%</td></tr> <tr><td><b>Total</b></td><td style="text-align: center;"><b>100%</b></td></tr> </tbody> </table> <p>*Nordic Energy Services, LLC procures 100% of its power from the New England System Mix. Total Power Sources may not equal 100% due to rounding</p>										Power Sources	Total	Biomass	2%	Coal	2%	Diesel	7%	Hydroelectric/Hydropower	1%	Jet	0%	Municipal Solid Waste	1%	Natural Gas	32%	Nuclear	22%	Oil	3%	Other Renewable	6%	Solar	19%	Wind	5%	<b>Total</b>	<b>100%</b>
Power Sources	Total																																					
Biomass	2%																																					
Coal	2%																																					
Diesel	7%																																					
Hydroelectric/Hydropower	1%																																					
Jet	0%																																					
Municipal Solid Waste	1%																																					
Natural Gas	32%																																					
Nuclear	22%																																					
Oil	3%																																					
Other Renewable	6%																																					
Solar	19%																																					
Wind	5%																																					
<b>Total</b>	<b>100%</b>																																					
<b>Air Emissions</b> Carbon dioxide (CO <sub>2</sub> ), nitrogen oxide (NO <sub>x</sub> ), and sulfur dioxide (SO <sub>2</sub> ) emission rates from these sources, relative to the regional average, and to the emission rates of a new generating unit.	<table style="width: 100%; border-collapse: collapse;"> <thead> <tr> <th style="width: 20%; text-align: left;">New Unit Rates ▼</th> <th style="width: 60%;"></th> <th style="width: 20%; text-align: right;">Regional Average ▼</th> </tr> </thead> <tbody> <tr> <td>CO<sub>2</sub></td> <td style="text-align: center;">  </td> <td style="text-align: center;">  </td> </tr> <tr> <td>NO<sub>x</sub></td> <td style="text-align: center;">  </td> <td style="text-align: center;">  </td> </tr> <tr> <td>SO<sub>2</sub></td> <td style="text-align: center;">  </td> <td style="text-align: center;">  </td> </tr> <tr> <td></td> <td style="text-align: left;"><b>Lower Emissions</b></td> <td style="text-align: right;"><b>Higher Emissions</b></td> </tr> </tbody> </table>										New Unit Rates ▼		Regional Average ▼	CO <sub>2</sub>			NO <sub>x</sub>			SO <sub>2</sub>				<b>Lower Emissions</b>	<b>Higher Emissions</b>													
New Unit Rates ▼		Regional Average ▼																																				
CO <sub>2</sub>																																						
NO <sub>x</sub>																																						
SO <sub>2</sub>																																						
	<b>Lower Emissions</b>	<b>Higher Emissions</b>																																				
<b>Labor Information</b>	<ul style="list-style-type: none"> <li>• Less than 1% of the electricity associated with Nordic Energy came from power sources that used replacement labor during disputes between 7/1/18 -6/30/19.</li> <li>• 30% of the electricity associated with Nordic Energy came from power sources with union contracts with their employees 7/1/18 -6/30/19.</li> </ul>																																					

**NOTES:**

1. Electricity customers in New England are served by an integrated power grid, not particular generating units. The above information is based on the most recently available information for the NEPOOL Generation Information System. Nordic Energy procures all of its electricity supply through system power contracts from the system, not from specific generating units.

2. See reverse side and your Terms of Service for further information on this label. For additional information, you may contact Nordic Energy Services, LLC at 1-877-808-1022, the Massachusetts Department of Public Utilities Consumer Division at 1-877-866-5066, [www.mass.gov/dpu](http://www.mass.gov/dpu), or the Massachusetts Division of Energy Resources, [www.mass.gov/doer](http://www.mass.gov/doer).